

























2009 Ray County Senior Survey





1. What is your age?			Response Percent	Response Count
under 50			5.8%	30
50 - 55			4.8%	25
56 - 59			3.7%	19
60 - 62			8.7%	45
63 - 65			6.2%	32
66 - 68			11.6%	60
69 - 71			8.9%	46
72 - 74			10.6%	55
75 - 77			8.1%	42
78 - 80			7.5%	39
81 - 83			6.4%	33
84 - 86			6.7%	35
87 - 89			6.2%	32
90 and over			5.0%	26
			answered question	519
			skipped question	7





2. Are you:			Response Percent	Response Count
Male			35.8%	186
Female			64.2%	334
			answered question	520
			skipped question	6



3. What is your home zip code?		
		Response Count
		514
		answered question 514
		skipped question 12

4. How long have you lived in Ray County?			
		Response Percent	Response Count
less than 5 years		5.2%	27
5 - 15 years		12.5%	65
16 - 25 years		16.2%	84
26 years or more		66.1%	343
		answered question	519
		skipped question	7












5. Your living arrangement?			
		Response Percent	Response Count
Single family dwelling		80.9%	419
Apartment		15.1%	78
Nursing Home or Residential Care		1.0%	5
Other		3.1%	16
		answered question	518
		skipped question	8

6. Do you:			Response Percent	Response Count
Live alone			39.2%	203
with spouse			54.2%	281
relatives			5.0%	26
with someone unrelated			1.5%	8
			answered question	518
			skipped question	8












7. Are you employed?			Response Percent	Response Count
Yes			32.4%	167
No			64.1%	330
Full Time			12.4%	64
Part Time			10.5%	54
			answered question	515
			skipped question	11

8. Are you disabled?			Response Percent	Response Count
Yes			20.9%	107
No			79.1%	404
			answered question	511
			skipped question	15






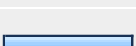





9. In the next four questions, tell us what are the Four Greatest Needs facing people your age or older in Ray County. In this question, click on what you consider the GREATEST need.

		Response Percent	Response Count
Transportation to Doctor		32.7%	167
Transportation for grocery shopping		9.4%	48
Home repair or maintenance		19.2%	98
Light housekeeping		4.7%	24
Personal Care assistance (bathing, medications, etc.)		6.1%	31
Nutrition (Meals On Wheels)		10.8%	55
Caregiving resources		5.9%	30
Mental Health resources		1.0%	5
Recreation and exercise		2.3%	12
Respite/Adult Day Care		3.7%	19
Someone to call in an emergency		4.3%	22
		<i>answered question</i>	511
		<i>skipped question</i>	15












10. In this question click on what you consider the **SECOND GREATEST** need:

		Response Percent	Response Count
Transportation to Doctor		17.5%	88
Transportation for grocery shopping		21.3%	107
Home repair or maintenance		12.4%	62
Light housekeeping		12.2%	61
Personal Care assistance (bathing, medications, etc.)		12.5%	63
Nutrition (Meals On Wheels)		9.8%	49
Caregiving resources		6.4%	32
Mental Health resources		0.8%	4
Recreation and exercise		3.0%	15
Respite/Adult Day Care		2.0%	10
Someone to call in an emergency		2.2%	11
		<i>answered question</i>	502
		<i>skipped question</i>	24

11. In this question click on what you consider the THIRD GREATEST need:

		Response Percent	Response Count
Transportation to Doctor		8.7%	43
Transportation for grocery shopping		8.5%	42
Home repair or maintenance		16.4%	81
Light housekeeping		13.0%	64
Personal Care assistance (bathing, medications, etc.)		12.8%	63
Nutrition (Meals On Wheels)		14.0%	69
Caregiving resources		9.1%	45
Mental Health resources		3.2%	16
Recreation and exercise		6.1%	30
Respite/Adult Day Care		3.8%	19
Someone to call in an emergency		4.5%	22
		answered question	494
		skipped question	32

12. In this question click on what you consider the **FOURTH GREATEST** need:

		Response Percent	Response Count
Transportation to Doctor		8.8%	43
Transportation for grocery shopping		7.6%	37
Home repair or maintenance		7.8%	38
Light housekeeping		14.0%	68
Personal Care assistance (bathing, medications, etc.)		9.9%	48
Nutrition (Meals On Wheels)		11.5%	56
Caregiving resources		11.9%	58
Mental Health resources		2.3%	11
Recreation and exercise		8.0%	39
Respite/Adult Day Care		6.2%	30
Someone to call in an emergency		12.1%	59
		<i>answered question</i>	487
		<i>skipped question</i>	39